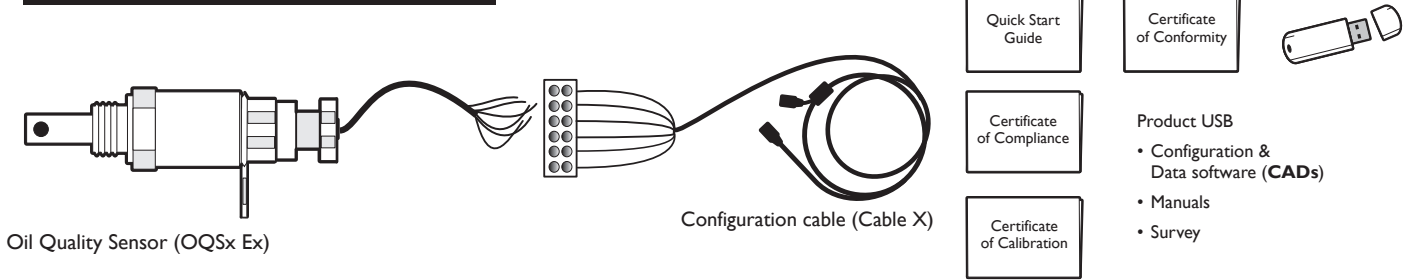


Oil Quality Sensor Pack (OQSx Ex II)

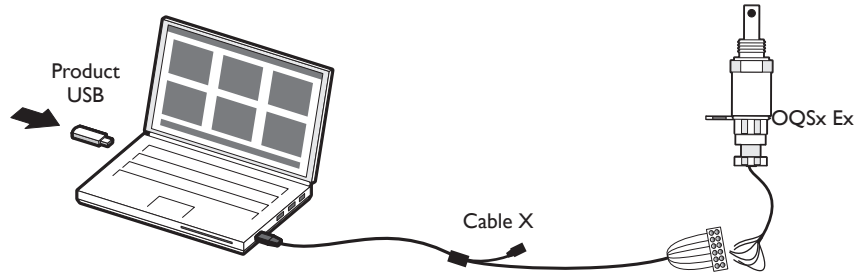
QUICK START GUIDE

What's in the box?



1. Configure

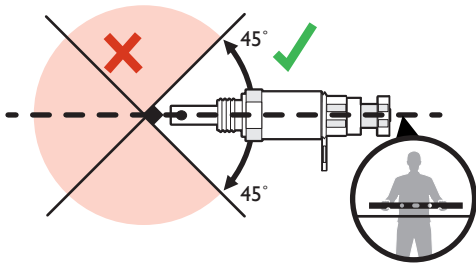
- ⚠ Allow Configuration cable to update Drivers
- ⚠ Install CADs from USB
- ⚠ Select correct oil type and communication protocol



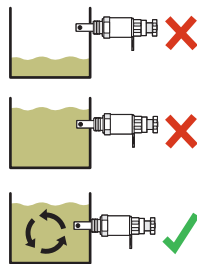
2. Install

ORIENTATION

Ideally horizontal, no more than +45° or less than -45°

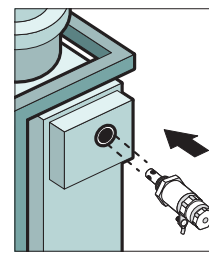


IMMERSION

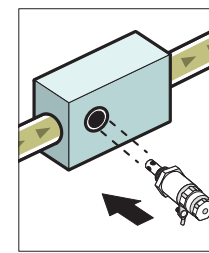


LOCATION OPTIONS

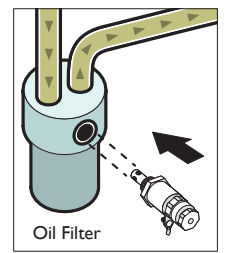
1. OEM Port



2. Tan Delta Manifold

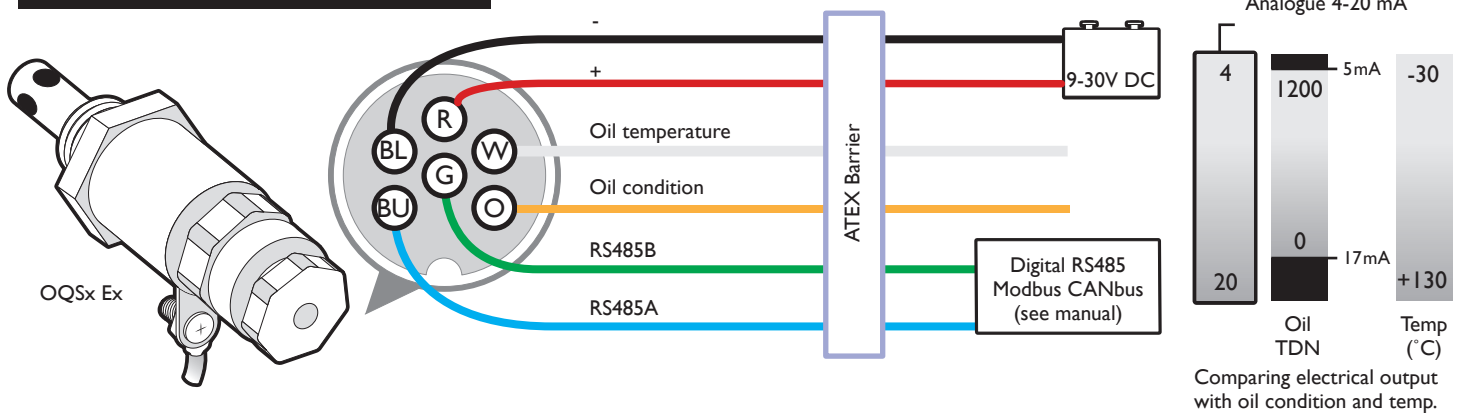


3. Oil Filter



⚠ Sensor may not function if installed incorrectly

3. Connect



4. Activation steps

- Check installation
- Power On
- Wait for 1 minute
- Check output

Troubleshooting

1. Check configuration (step 1)
2. Refer to manual
3. www.tandeltasystems.com
4. support@tandeltasystems.com

Tan Delta Products

3rd Party Options

